

## CREDIT OPINION

11 May 2023

Update

Send Your Feedback

### RATINGS

#### Raiffeisen Bank SA

Domicile	Bucharest, Romania
Long Term CRR	Baa1
Type	LT Counterparty Risk Rating - Fgn Curr
Outlook	Not Assigned
Long Term Debt	Baa1
Type	Senior Unsecured - Dom Curr
Outlook	Stable
Long Term Deposit	Baa1
Type	LT Bank Deposits - Fgn Curr
Outlook	Stable

Please see the [ratings section](#) at the end of this report for more information. The ratings and outlook shown reflect information as of the publication date.

### Contacts

Christina Holthaus +49.69.70730.721  
Analyst  
christina.holthaus@moodys.com

Constantinos +357.2569.3009  
Kypreos  
Senior Vice President  
constantinos.kypreos@moodys.com

Sabina Kathrin Coca +49.69.70730.894  
Associate Analyst  
sabinakathrin.coca@moodys.com

## Raiffeisen Bank SA

### Update following rating action

#### Summary

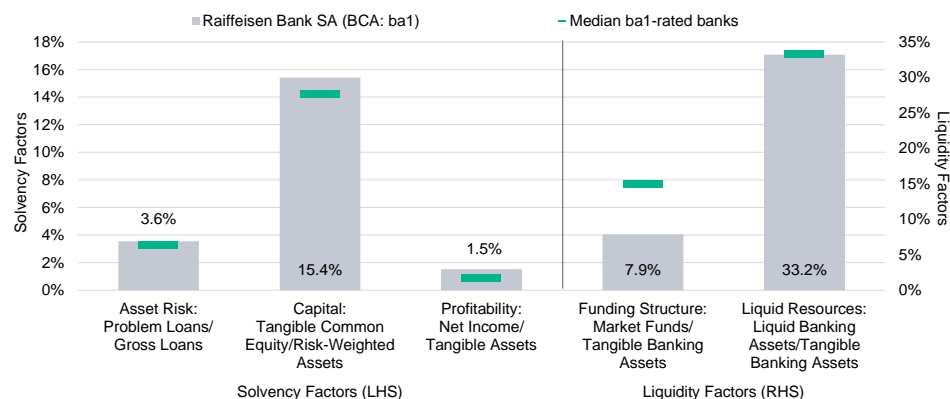
We assign Baa1/Prime-2 deposit and senior unsecured ratings to [Raiffeisen Bank SA](#) (RBRO), and a Baa2 rating to its junior senior unsecured bonds. The ratings have a stable outlook.

RBRO's ratings reflect the bank's ba1 standalone Baseline Credit Assessment (BCA); our assumption of a high likelihood of support from its parent, [Raiffeisen Bank International AG](#) (RBI, A2 stable, baa3<sup>+</sup>), leading to a one-notch rating uplift and resulting in an Adjusted BCA of baa3; and the result of the application of our Advanced Loss Given Failure (LGF) analysis, which takes into account the severity of losses faced by the different liability classes in the event of a resolution, leading to two notches of rating uplift for RBRO's deposit and senior unsecured ratings and an one-notch uplift for the junior senior unsecured rating.

RBRO's BCA at ba1 captures the bank's resilience financial performance, amidst a challenging operating environment including pronounced asset risks, which are also driven by concentrations in consumer lending and lending to the manufacturing sector in relation to the bank's capitalization as well as the high share of foreign currency lending. While the steep increase in interest rates burdens the value of its securities portfolio, the rating agency views this as manageable given the level of reported capitalization, the relatively short tenor of the bond portfolio and the tailwind of the changed rate environment for the bank's profitability. The ba1 BCA is further supported by the bank's deposit-based funding profile, which is primarily retail-based, granular, and domestically sourced.

Exhibit 1

#### Key financial ratios



The problem loan and profitability ratios are the weaker of the latest reported ratio or the average of the latest three year-end ratios and the latest reported ratio. The capital ratio is the latest reported figure. The funding structure and liquid asset ratios are the latest year-end figures.

Source: Moody's Financial Metrics

## Credit strengths

- » Strong earnings generating capacity
- » Large volume of liquid resources to balance funding risks
- » Sound capitalisation, which is well above regulatory requirements

## Credit challenges

- » Increased asset risk from FC-denominated loans and sector concentrations in a difficult operating environment
- » High proportion of FC deposits, which entails funding risks in a sovereign-related adverse-case scenario

## Outlook

- » The stable outlook on the long-term deposit and senior unsecured debt ratings reflects Moody's expectation that RBRO's financial performance will remain resilient despite macro-economic headwinds and that the bank will issue loss-absorbing instruments at least in line with regulatory requirement.
- » Moreover, the outlook is aligned with the stable outlook on Romania's rating.

## Factors that could lead to an upgrade

- » RBRO's Baa1 deposit, senior unsecured debt ratings and CRRs and Baa2(cr) CR Assessment are constrained by the government bond rating and can be upgraded only following an upgrade of the government bond rating.
- » An upgrade of the Baa2 junior senior unsecured debt ratings would require an upgrade of the bank's Adjusted BCA or a massive increase in issuance volumes such that it reduces the loss severity to a level at present assumed for the senior unsecured instrument class.
- » RBRO's BCA could be upgraded following a sustainably improved asset quality and an increase in capital while maintaining its liquidity buffers as well as its strong core profitability on a sustained basis. An upgrade of the Adjusted BCA would also require a higher standalone assessment for RBI, as this would be reflected by an upgrade of its BCA.

## Factors that could lead to a downgrade

- » RBRO's ratings and CR Assessments would face downward pressure in case of a deterioration in the creditworthiness of Romania. The ratings could also be downgraded if the bank fails to issue bail-in instruments in line with regulatory requirements and its funding plan.
- » RBRO's junior senior unsecured debt ratings would be further downgraded in case of a downgrade of the BCA, a downgrade of the bank's Adjusted BCA as result of a downgrade of the BCA of its parent RBI or a reduced assumption of parental support.
- » RBRO's BCA could be downgraded following a significant weakening of its profitability and capitalisation which would erode the bank's capital buffers, or a material weakening of its funding profile and liquidity buffers.

This publication does not announce a credit rating action. For any credit ratings referenced in this publication, please see the issuer/deal page on <https://ratings.moody's.com> for the most updated credit rating action information and rating history.

## Key indicators

Exhibit 2

### Raiffeisen Bank SA (Consolidated Financials) [1]

	12-22 <sup>2</sup>	12-21 <sup>2</sup>	12-20 <sup>2</sup>	12-19 <sup>2</sup>	12-18 <sup>2</sup>	CAGR/Avg. <sup>3</sup>
Total Assets (RON Million)	62,589.8	59,833.5	52,053.2	43,856.2	40,794.5	11.3 <sup>4</sup>
Total Assets (USD Million)	13,500.7	13,697.8	13,084.8	10,285.6	10,018.1	7.7 <sup>4</sup>
Tangible Common Equity (RON Million)	5,670.4	4,871.3	4,906.5	4,320.6	3,982.3	9.2 <sup>4</sup>
Tangible Common Equity (USD Million)	1,223.1	1,115.2	1,233.4	1,013.3	977.9	5.8 <sup>4</sup>
Problem Loans / Gross Loans (%)	2.9	3.8	3.9	4.2	4.2	3.8 <sup>5</sup>
Tangible Common Equity / Risk Weighted Assets (%)	15.4	14.5	16.3	15.4	15.2	15.4 <sup>6</sup>
Problem Loans / (Tangible Common Equity + Loan Loss Reserve) (%)	16.9	21.1	19.0	22.2	22.8	20.4 <sup>5</sup>
Net Interest Margin (%)	3.9	3.2	3.7	4.2	3.9	3.8 <sup>5</sup>
PPI / Average RWA (%)	4.6	3.6	3.9	4.5	5.0	4.3 <sup>6</sup>
Net Income / Tangible Assets (%)	2.0	1.3	1.2	1.9	2.2	1.7 <sup>5</sup>
Cost / Income Ratio (%)	50.8	58.3	57.4	55.7	51.6	54.7 <sup>5</sup>
Market Funds / Tangible Banking Assets (%)	7.9	4.8	2.5	3.1	4.6	4.6 <sup>5</sup>
Liquid Banking Assets / Tangible Banking Assets (%)	33.2	41.9	41.4	33.3	33.2	36.6 <sup>5</sup>
Gross Loans / Due to Customers (%)	83.7	69.1	69.1	79.5	82.1	76.7 <sup>5</sup>

[1] All figures and ratios are adjusted using Moody's standard adjustments. [2] Basel III - fully loaded or transitional phase-in; IFRS. [3] May include rounding differences because of the scale of reported amounts. [4] Compound annual growth rate (%) based on the periods for the latest accounting regime. [5] Simple average of periods for the latest accounting regime. [6] Simple average of Basel III periods.

Sources: Moody's Investors Service and company filings

## Profile

Raiffeisen Bank SA (RBRO) is a Romanian universal bank, a subsidiary of Austria's Raiffeisen Bank International AG. The bank provides financial services to individuals, small and medium-sized enterprises (SMEs) and corporate clients. As of December 2022, RBRO was the third-largest bank in Romania by loans<sup>2</sup>, with a market share of 8.9% in terms of assets (€12.6 billion) and a countrywide network of 291 branches.

## Detailed credit considerations

### Increased asset risk from FC-denominated loans and sector concentrations

We assign a ba2 Asset Risk score to RBRO, one notch below the initial score of ba1, reflecting the large share of FC loans and strong loan growth in recent years, but also the continued improvement in the bank's loan quality, which will help partially absorb any new problem loans. Moreover, we have factored in tail risks resulting from the bank's concentration in unsecured consumer finance.

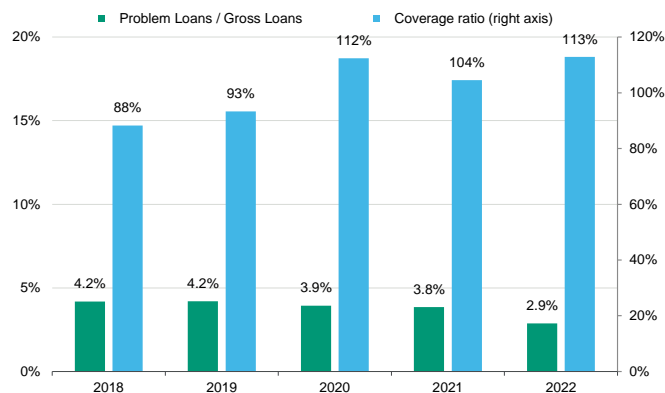
RBRO has reported a stable problem loan ratio of below 4% since 2018, while the coverage ratio (loan loss reserves/nonperforming loans [NPLs]) increased to more than 100% over the same period<sup>3</sup>. The bank's nonperforming exposure (NPE) ratio (based on the European Banking Authority's (EBA) broader definition, which includes bond investments) was 1.7%, in line with the EBA system average of 1.6% as of year-end 2022. The bank's success in cleaning up its balance sheet has been achieved through write-offs, recoveries and the sale of problem loans in the past.

Despite the stabilisation in NPLs and the lower than for peers share of Stage 2 (underperforming) loans, which was at 12% of the gross total as of year-end 2022, the 32% FC-denominated loans together with sector concentrations of the total loan book, leads to elevated asset risks. In the past, a portion of the FC loans was dispersed to borrowers and households that do not have income in the currency of the loan; hence, their repayment ability will be compromised if the local currency (LC) depreciates significantly. While most of the FC loans are denominated in euros, there is also a small exposure to mortgages in Swiss francs (0.4% of 2022 loans). Furthermore, RBRO's loan book grew at a compound annual growth rate of 15% between 2017 and 2022, which entails unseasoned credit risks, while the risk of legacy FC-denominated loans to unhedged borrowers gradually declines with the amortization of those loans.

Loan exposures to retail customers accounted for 51% of gross loans, with corporate sector at 33%, as of December 2022. However, within the retail sector, unsecured financings to consumers (personal loans) accounted for 20% of the total loan book, or 1.4x the

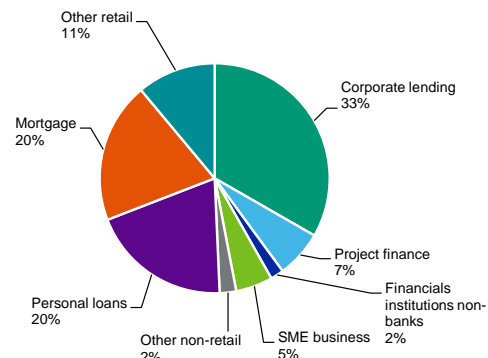
bank's tangible common equity (TCE); similarly, the corporate loan book displayed some concentrations to the manufacturing business with 0.5x TCE.

Exhibit 3  
**NPLs have stabilised and coverage constantly increased**  
In percentage terms



Sources: Company and Moody's Investors Service

Exhibit 4  
**Large share of bank's retail exposures is in unsecured consumer finance (personal loans)**  
Total gross loans of RON41.2 billion as of year-end 2022



Other retail consists of micro, credit card and consumer loans guaranteed with mortgages and overdrafts.

Source: Company

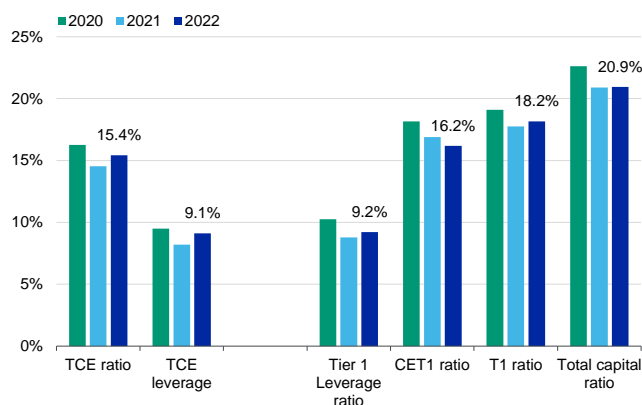
### Sound capital metrics and loss-absorbing buffers

We assign a ba1 Capital score, adjusted two notches below the baa2 initial score, reflecting the growth in loans and risk-weighted assets (RWA), as well as the bank's FC lending, which exposes the bank to higher RWA in a stress scenario.

In 2022, the bank's Common Equity Tier 1 and total capital ratios remained broadly stable at 16.2% and 20.9%, despite an increase in unadjusted RWA of RON3.3 billion as a consequence of the RON6.8 billion increase in gross loans. In addition to RBRO's core capital, the bank holds a RON609 million (€125 million) Additional Tier 1 bond subscribed by RBRO's parent RBI, and RON480 million of Tier 2 capital provided by the [International Finance Corporation](#) (Aaa stable) and the [European Bank for Reconstruction and Development](#) (EBRD, Aaa stable). RBRO's total capital requirements of 16.9% as of December 2022 also include a 2.5% capital conservation buffer; a 1% buffer for its systemic importance; and a countercyclical capital buffer of 0.5%, which will increase further to 1% by October 2023.

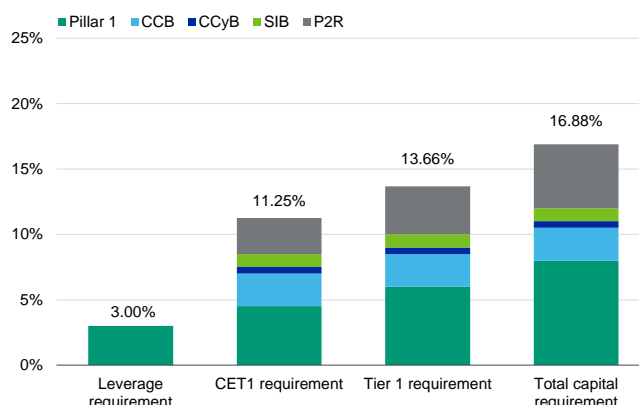
The initial score of baa2 is derived from the bank's Moody's-adjusted TCE ratio, which is below the regulatory capital ratios, reflecting our adjustments for the bank's domestic sovereign bond holdings, which increase the RWA. As of year-end 2022, the TCE ratio was 15.4%, up from 14.5% a year earlier, driven by the strong earnings of 2022 that outweighed the continued growth in RWA in line with loan growth. Following European Central Bank (ECB) and NBR recommendations, RBRO suspended dividend payments for 2020 but resumed them in 2021 and 2022, resulting in a payout ratio of 50%.

Exhibit 5  
RBRO's capital ratios are sound



TCE = Tangible common equity (Moody's-calculated); CET1 = Common Equity Tier 1.  
Sources: Company and Moody's Investors Service

Exhibit 6  
RBRO's regulatory capital requirements  
As of year-end 2022



CCB = Capital conservation buffer, CCyB = Countercyclical buffer, SIB = Systemically important buffer, P2R = Pillar 2 Requirement.  
Sources: Company and Moody's Investors Service

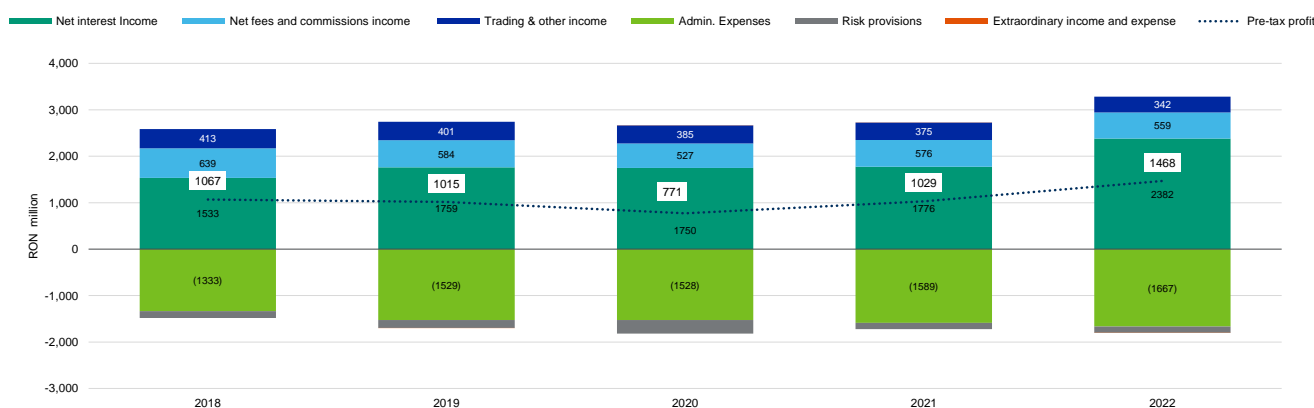
**Strong earnings generation capacity supported by interest rate hike**

We assign a Profitability score of baa3, in line with the initial score, reflecting the average net income/tangible assets of 1.5% of the past three years, and our expectation that the bank's profitability will be supported over the next 12 to 18 months following the recent rate hike, which will help absorb credit costs in a less benign operating environment.

In 2022, RBRO's performance was strong, with a 2.0% return on tangible assets, and bottom-line profit of RON1.3 billion, up 57% year over year. The improvement in the bank's profitability was mainly driven by the increase in net interest income by 34% over one year, offset by operating expenses charges, which increased by only 5%. The cost base only slightly increased following the rising inflation, resulting in general administrative expenses of RON1.7 billion, up from RON1.6 billion a year earlier while loan loss provisions remained stable at RON135 million compared with 2021.

At the same time, RBRO was able to increase its net interest margin (NIM) to 3.9% from 3.2% in 2021 and 3.7% in 2020, as a result of the repricing of the bank's loan book, which is mostly booked at variable rates, following the interest rate hike in 2022. We expect further tailwinds for the NIM, given a delay in repricing and volume growth in 2022, which will further support the net income/tangible assets ratio over the next 12-18 months.

Exhibit 7  
Raiffeisen Bank SA's profitability over time



Sources: Company and Moody's Investors Service

### High proportion of FC deposits, which entails funding risks in a sovereign-related adverse-case scenario

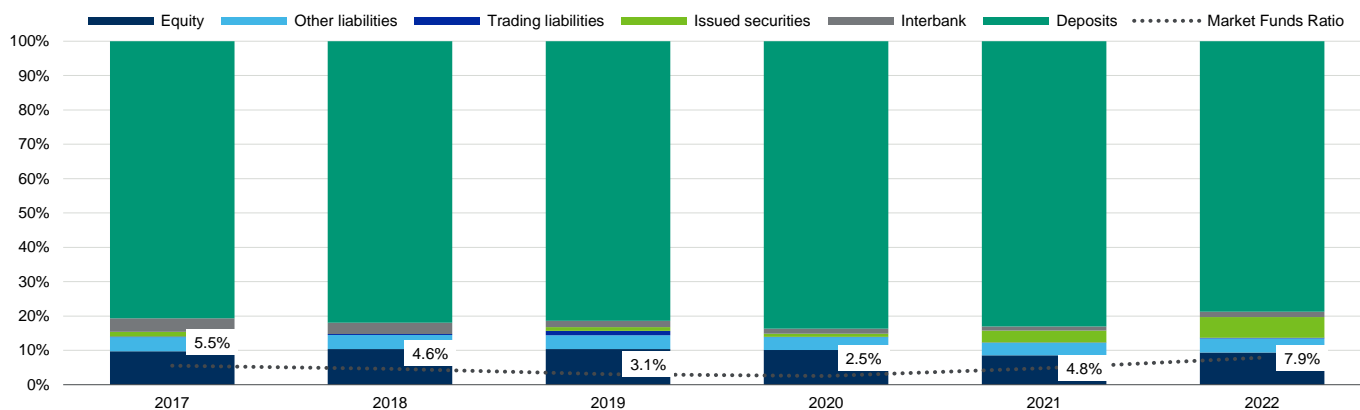
We assign a ba1 Funding Structure score to RBRO, one notch below the baa3 initial score. The adjustments capture the bank's reliance on more confidence-sensitive FC deposits, which increases funding tail risks despite its strong deposit franchise, and an expected increase in market funding reliance following the bank's minimum requirement for own funds and eligible liabilities (MREL) requirements.

RBRO is primarily reliant on deposit funding with RON49 billion of total customer deposits as of year-end 2022, of which RON13 billion or 27% from non-retail clients. Deposits accounted for 79% of total assets, while market funding accounted for just 8% of tangible banking assets as of December 2022. The bank's average net loans/deposits stood at 79% as of December 2022. Similar to other Romanian banks that we rate, RBRO has a substantial dependence on FC funding, with FC liabilities accounting for about 36% of the total liabilities as of December 2022. However, these liabilities are mainly in the form of domestic FC deposits, which are mitigated by significant FC liquidity buffers and a favourable FC loan-to-deposit ratio of 67% as of year-end 2022. Nevertheless, such FC deposits are less sticky than LC deposits in a sovereign-related adverse-case scenario.

Furthermore, as the bank issues securities to satisfy its requirements for MREL, we expect RBRO's reliance on market funding to grow above the current ratio over time, to above 10%. The RBI group is subject to a multiple point of entry approach, which will require its foreign subsidiaries to issue MREL to third parties. In April 2021, the bank launched its euro medium-term notes programme, under which the bank started issuing MREL-eligible debt to external investors. In June 2022, a senior non-preferred green bond of RON525 million was placed in the market and in the second half of 2022 RBRO issued three sustainable bonds totaling RON1.2 billion, of which two are senior non-preferred, amounting to RON870 million.

Exhibit 8

#### RBRO has a strong deposit franchise with a slight increase in reliance on market confidence-sensitive funding



Sources: Company and Moody's Investors Service

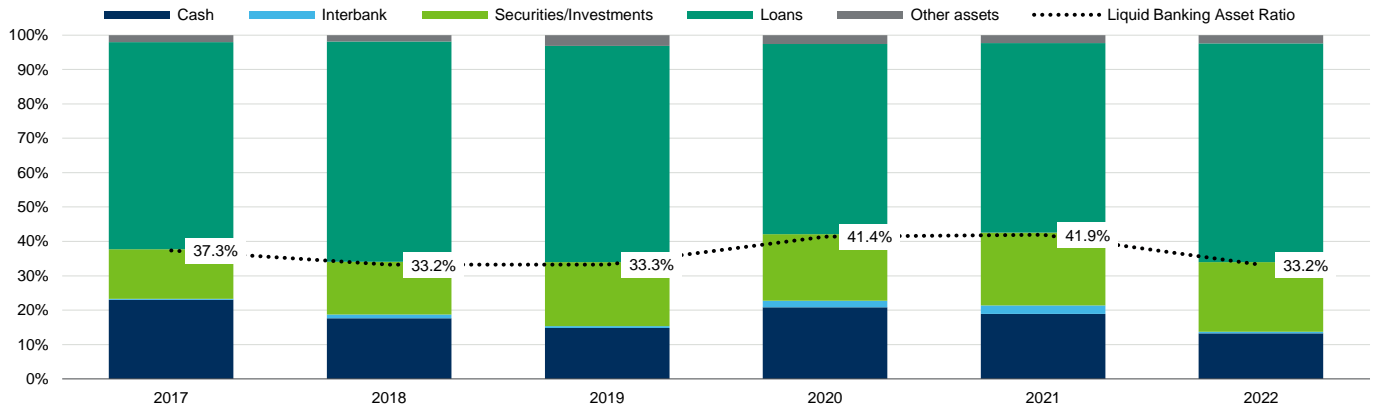
### Strong liquid resources to balance funding risks

We assign a ba1 Liquid Resources score, one notch below the baa3 initial score, reflecting the strong liquid banking assets ratio of 33% but also our expectation of a normalisation of liquidity buffers at around 30% loan growth continues and customer deposit inflows normalised. Moreover, we consider the large amount of Romanian sovereign bonds of weaker quality compared the bank's cash holdings.

The bank's liquid banking assets made up 33% of tangible banking assets as of year-end 2022, down from 42% in 2021. Main driver for the decline was a reduction in cash holdings of RON3 billion to finance loan growth. As of December 2022, RBRO held RON8 billion in cash, RON0.3 billion interbank and RON12 billion of liquid securities, mainly sovereign bond holdings of Romania.

The liquidity coverage ratio stood at 174% as of year-end 2022.

Exhibit 9  
Large liquidity buffers help mitigate funding risks



Sources: Company and Moody's Investors Service

## ESG considerations

### Raiffeisen Bank SA's ESG Credit Impact Score is Neutral-to-Low CIS-2

Exhibit 10  
ESG Credit Impact Score

# CIS-2

## Neutral-to-Low

For an issuer scored CIS-2 (Neutral-to-Low), its ESG attributes are overall considered as having a neutral-to-low impact on the current rating; i.e., the overall influence of these attributes on the rating is non-material.

Source: Moody's Investors Service

Raiffeisen Bank Romania's (RBRO) ESG Credit Impact Score is neutral-to-low (**CIS-2**), reflecting the limited credit impact from environmental and social risk factors on the ratings to date, and neutral-to-low governance risks.

Exhibit 11  
ESG Issuer Profile Scores

ENVIRONMENTAL

# E-3

Moderately Negative

SOCIAL

# S-4

Highly Negative

GOVERNANCE

# G-2

Neutral-to-Low

Source: Moody's Investors Service

## Environmental

RBRO faces moderate environmental risks mainly because of its portfolio exposure to carbon transition risk as a large, universal bank in Romania. Like peers, the bank is facing mounting business risks and stakeholder pressure to meet broader carbon transition goals. In

response, RBRO is actively engaging in further developing its comprehensive risk management and climate risk reporting frameworks and trying to align its business with the transition to a low-carbon economy.

### Social

RBRO faces high industrywide social risks related to customer relations and associated regulatory risk, litigation exposure and high compliance standards in its operations. These risks are mitigated by the bank's developed policies and procedures. High cyber and personal data risks are mitigated by technology solutions and organizational measures to prevent data breaches.

### Governance

RBRO faces low governance risks. The bank's risk management, policies and procedures are in line with industry practices, and commensurate with its universal banking model. Because RBRO is effectively controlled by Raiffeisen Bank International AG through its 100% shareholding, we have aligned the subsidiary's board structure, policies and procedures score with that of its parent, given the bank's strategic importance and public affiliation with the group, the parent's oversight of its subsidiary board and the regulated nature of both entities.

ESG Issuer Profile Scores and Credit Impact Scores for the rated entity/transaction are available on Moodys.com. In order to view the latest scores, please click [here](#) to go to the landing page for the entity/transaction on MDC and view the ESG Scores section.

## Support and structural considerations

### Affiliate support

We assess the probability of parental support to be high, based on RBRO's 100% ownership by RBI and the association with RBI's brand. This assessment results in one notch of uplift to the Adjusted BCA of baa3 from the BCA of ba1.

### Loss Given Failure (LGF) analysis

RBRO is subject to the EU Bank Recovery and Resolution Directive (BRRD), which is an operational resolution regime. We assume a residual TCE of 3%, post-failure losses of 8% of tangible banking assets, a 25% runoff in junior wholesale deposits, a 5% runoff in preferred deposits and a proportion of 26% of deposits considered junior (in line with the EU average), and assign a 25% probability to deposits being preferred to senior unsecured debt, in line with our standard assumptions.

The results of our Advanced LGF analysis are as follows:

- » For the Baa1 deposits and senior unsecured ratings, our LGF analysis, in which we incorporate the bank's issuance plans up until year-end 2024, indicates an extremely low loss given failure but is constrained by the applicable rating cap, two notches higher than the Romanian government's debt rating. Without this restriction, the deposits and senior unsecured instruments would have benefited from three notches of rating uplift.
- » For the Baa2 junior senior, our LGF analysis, in which we incorporate the bank's issuance plans up until year-end 2024 indicates a low loss severity in the event of the bank's failure, leading to a Preliminary Rating Assessment of baa2, one notch above the bank's Adjusted BCA of baa3.

### Government support considerations

We incorporate a low likelihood of support from the Romanian government for RBRO's deposits in the event of its failure. This reflects the operational resolution regime, which is likely to restrict the ability of the government to provide such support, even if it were willing to do so, requiring losses to be imposed on more senior creditors and large depositors under certain circumstances. Consequently, RBRO's deposit and senior unsecured debt ratings do not benefit from any uplift from systemic support from the Romanian authorities.

### Counterparty Risk Ratings (CRRs)

#### RBRO's LC and FC CRRs are Baa1/P-2

The CRRs are positioned two notches above the Adjusted BCA of baa3, reflecting the extremely low loss given failure from the high volume of instruments that are subordinated to CRR liabilities. The bank's CRRs are constrained by the applicable rating cap, two notches higher than the Romanian government's debt rating. Without this restriction, RBRO's CRRs would have benefited from three notches of rating uplift.



### Counterparty Risk (CR) Assessment

#### RBRO's CR Assessment is Baa2(cr)/P-2(cr)

The CR Assessment is one notch above the Adjusted BCA of baa3, based on the buffer against default provided to the senior obligations. CR Assessments are typically capped at the level of the government debt rating, plus one additional notch.

### Methodology and scorecard

#### Rating methodology

The principal methodology we use in rating RBRO is our [Banks Methodology](#), published in July 2021.

#### About Moody's Bank Scorecard

Our scorecard is designed to capture, express and explain in summary form our Rating Committee's judgement. When read in conjunction with our research, a fulsome presentation of our judgement is expressed. As a result, the output of our scorecard may significantly differ from that suggested by raw data alone (though it has been calibrated to avoid the frequent need for strong divergence). The scorecard output and the individual scores are discussed in rating committees and may be adjusted up or down to reflect conditions specific to each rated entity.

## Rating methodology and scorecard factors

Exhibit 12

### Raiffeisen Bank SA

#### Macro Factors

Weighted Macro Profile                      Moderate    100%

Factor	Historic Ratio	Initial Score	Expected Trend	Assigned Score	Key driver #1	Key driver #2
Solvency						
Asset Risk						
Problem Loans / Gross Loans	3.6%	ba1	↔	ba2	Quality of assets	Sector concentration
Capital						
Tangible Common Equity / Risk Weighted Assets (Basel III - transitional phase-in)	15.4%	baa2	↓	ba1	Expected trend	Capital retention
Profitability						
Net Income / Tangible Assets	1.5%	baa3	↔	baa3	Expected trend	Return on assets
Combined Solvency Score		baa3		ba1		
Liquidity						
Funding Structure						
Market Funds / Tangible Banking Assets	7.9%	baa3	↓	ba1	Expected trend	Deposit quality
Liquid Resources						
Liquid Banking Assets / Tangible Banking Assets	33.2%	baa3	↔	ba1	Expected trend	Stock of liquid assets
Combined Liquidity Score		baa3		ba1		
Financial Profile				ba1		
Qualitative Adjustments				Adjustment		
Business Diversification				0		
Opacity and Complexity				0		
Corporate Behavior				0		
Total Qualitative Adjustments				0		
Sovereign or Affiliate constraint				Baa3		
BCA Scorecard-indicated Outcome - Range				baa3 - ba2		
Assigned BCA				ba1		
Affiliate Support notching				1		
Adjusted BCA				baa3		
<b>Balance Sheet</b>		<b>in-scope (RON Million)</b>	<b>% in-scope</b>	<b>at-failure (RON Million)</b>	<b>% at-failure</b>	
Other liabilities		11,815	17.4%	14,768	21.8%	
Deposits		49,234	72.6%	44,212	65.2%	
Preferred deposits		36,433	53.7%	34,611	51.1%	
Junior deposits		12,801	18.9%	9,601	14.2%	
Senior unsecured bank debt		726	1.1%	726	1.1%	
Junior senior unsecured bank debt		2,602	3.8%	4,102	6.1%	
Dated subordinated bank debt		804	1.2%	1,002	1.5%	
Preference shares (bank)		580	0.9%	951	1.4%	
Equity		2,034	3.0%	2,034	3.0%	
Total Tangible Banking Assets		67,794	100.0%	67,794	100.0%	

Debt Class	De Jure waterfall		De Facto waterfall		Notching		LGF Notching Guidance vs. Adjusted BCA	Assigned LGF notching	Additional Notching	Preliminary Rating Assessment
	Instrument volume + subordination	Sub-ordination	Instrument volume + subordination	Sub-ordination	De Jure	De Facto				
Counterparty Risk Rating	27.2%	27.2%	27.2%	27.2%	3	3	3	3	0	baa1
Counterparty Risk Assessment	27.2%	27.2%	27.2%	27.2%	3	3	3	3	0	baa2 (cr)
Deposits	27.2%	11.9%	27.2%	13.0%	3	3	3	3	0	baa1
Senior unsecured bank debt	27.2%	11.9%	13.0%	11.9%	3	2	3	3	0	baa1
Junior senior unsecured bank debt	11.9%	5.9%	11.9%	5.9%	1	1	1	1	0	baa2

Instrument Class	Loss Given Failure notching	Additional notching	Preliminary Rating Assessment	Government Support notching	Local Currency Rating	Foreign Currency Rating
Counterparty Risk Rating	3	0	baa1	0	Baa1	Baa1
Counterparty Risk Assessment	3	0	baa2 (cr)	0	Baa2(cr)	
Deposits	3	0	baa1	0	Baa1	Baa1
Senior unsecured bank debt	3	0	baa1	0	Baa1	(P)Baa1
Junior senior unsecured bank debt	1	0	baa2	0	Baa2	(P)Baa2

[1] Where dashes are shown for a particular factor (or sub-factor), the score is based on non-public information.

Source: Moody's Investors Service

## Ratings

Exhibit 13

Category	Moody's Rating
<b>RAIFFEISEN BANK SA</b>	
Outlook	Stable
Counterparty Risk Rating	Baa1/P-2
Bank Deposits	Baa1/P-2
Baseline Credit Assessment	ba1
Adjusted Baseline Credit Assessment	baa3
Counterparty Risk Assessment	Baa2(cr)/P-2(cr)
Senior Unsecured -Dom Curr	Baa1
Junior Senior Unsecured -Dom Curr	Baa2
Junior Senior Unsecured MTN	(P)Baa2
<b>PARENT: RAIFFEISEN BANK INTERNATIONAL AG</b>	
Outlook	Stable
Counterparty Risk Rating	A2/P-1
Bank Deposits	A2/P-1
Baseline Credit Assessment	baa3
Adjusted Baseline Credit Assessment	baa2
Counterparty Risk Assessment	A2(cr)/P-1(cr)
Senior Unsecured -Dom Curr	A2
Subordinate -Dom Curr	Baa2
Pref. Stock Non-cumulative -Dom Curr	Ba2 (hyb)

Source: Moody's Investors Service

## Endnotes

- The bank ratings shown here are RBI's deposit rating and BCA.
- Excluding reverse repos.
- Unless noted otherwise, we have sourced data relating to systemwide trends and market shares from the central bank. Bank-specific figures originate from the bank's reports and Moody's Banking Financial Metrics, unless otherwise stated. All figures are based on our own chart of accounts and may be adjusted for analytical purposes. Please refer to the document [Financial Statement Adjustments in the Analysis of Financial Institutions](#) (9 August 2018).

© 2023 Moody's Corporation, Moody's Investors Service, Inc., Moody's Analytics, Inc. and/or their licensors and affiliates (collectively, "MOODY'S"). All rights reserved. CREDIT RATINGS ISSUED BY MOODY'S CREDIT RATINGS AFFILIATES ARE THEIR CURRENT OPINIONS OF THE RELATIVE FUTURE CREDIT RISK OF ENTITIES, CREDIT COMMITMENTS, OR DEBT OR DEBT-LIKE SECURITIES, AND MATERIALS, PRODUCTS, SERVICES AND INFORMATION PUBLISHED BY MOODY'S (COLLECTIVELY, "PUBLICATIONS") MAY INCLUDE SUCH CURRENT OPINIONS. MOODY'S DEFINES CREDIT RISK AS THE RISK THAT AN ENTITY MAY NOT MEET ITS CONTRACTUAL FINANCIAL OBLIGATIONS AS THEY COME DUE AND ANY ESTIMATED FINANCIAL LOSS IN THE EVENT OF DEFAULT OR IMPAIRMENT. SEE APPLICABLE MOODY'S RATING SYMBOLS AND DEFINITIONS PUBLICATION FOR INFORMATION ON THE TYPES OF CONTRACTUAL FINANCIAL OBLIGATIONS ADDRESSED BY MOODY'S CREDIT RATINGS. CREDIT RATINGS DO NOT ADDRESS ANY OTHER RISK, INCLUDING BUT NOT LIMITED TO: LIQUIDITY RISK, MARKET VALUE RISK, OR PRICE VOLATILITY. CREDIT RATINGS, NON-CREDIT ASSESSMENTS ("ASSESSMENTS"), AND OTHER OPINIONS INCLUDED IN MOODY'S PUBLICATIONS ARE NOT STATEMENTS OF CURRENT OR HISTORICAL FACT. MOODY'S PUBLICATIONS MAY ALSO INCLUDE QUANTITATIVE MODEL-BASED ESTIMATES OF CREDIT RISK AND RELATED OPINIONS OR COMMENTARY PUBLISHED BY MOODY'S ANALYTICS, INC. AND/OR ITS AFFILIATES. MOODY'S CREDIT RATINGS, ASSESSMENTS, OTHER OPINIONS AND PUBLICATIONS DO NOT CONSTITUTE OR PROVIDE INVESTMENT OR FINANCIAL ADVICE, AND MOODY'S CREDIT RATINGS, ASSESSMENTS, OTHER OPINIONS AND PUBLICATIONS ARE NOT AND DO NOT PROVIDE RECOMMENDATIONS TO PURCHASE, SELL, OR HOLD PARTICULAR SECURITIES. MOODY'S CREDIT RATINGS, ASSESSMENTS, OTHER OPINIONS AND PUBLICATIONS DO NOT COMMENT ON THE SUITABILITY OF AN INVESTMENT FOR ANY PARTICULAR INVESTOR. MOODY'S ISSUES ITS CREDIT RATINGS, ASSESSMENTS AND OTHER OPINIONS AND PUBLISHES ITS PUBLICATIONS WITH THE EXPECTATION AND UNDERSTANDING THAT EACH INVESTOR WILL, WITH DUE CARE, MAKE ITS OWN STUDY AND EVALUATION OF EACH SECURITY THAT IS UNDER CONSIDERATION FOR PURCHASE, HOLDING, OR SALE.

MOODY'S CREDIT RATINGS, ASSESSMENTS, OTHER OPINIONS, AND PUBLICATIONS ARE NOT INTENDED FOR USE BY RETAIL INVESTORS AND IT WOULD BE RECKLESS AND INAPPROPRIATE FOR RETAIL INVESTORS TO USE MOODY'S CREDIT RATINGS, ASSESSMENTS, OTHER OPINIONS OR PUBLICATIONS WHEN MAKING AN INVESTMENT DECISION. IF IN DOUBT YOU SHOULD CONTACT YOUR FINANCIAL OR OTHER PROFESSIONAL ADVISER.

ALL INFORMATION CONTAINED HEREIN IS PROTECTED BY LAW, INCLUDING BUT NOT LIMITED TO, COPYRIGHT LAW, AND NONE OF SUCH INFORMATION MAY BE COPIED OR OTHERWISE REPRODUCED, REPACKAGED, FURTHER TRANSMITTED, TRANSFERRED, DISSEMINATED, REDISTRIBUTED OR RESOLD, OR STORED FOR SUBSEQUENT USE FOR ANY SUCH PURPOSE, IN WHOLE OR IN PART, IN ANY FORM OR MANNER OR BY ANY MEANS WHATSOEVER, BY ANY PERSON WITHOUT MOODY'S PRIOR WRITTEN CONSENT.

MOODY'S CREDIT RATINGS, ASSESSMENTS, OTHER OPINIONS AND PUBLICATIONS ARE NOT INTENDED FOR USE BY ANY PERSON AS A BENCHMARK AS THAT TERM IS DEFINED FOR REGULATORY PURPOSES AND MUST NOT BE USED IN ANY WAY THAT COULD RESULT IN THEM BEING CONSIDERED A BENCHMARK.

All information contained herein is obtained by MOODY'S from sources believed by it to be accurate and reliable. Because of the possibility of human or mechanical error as well as other factors, however, all information contained herein is provided "AS IS" without warranty of any kind. MOODY'S adopts all necessary measures so that the information it uses in assigning a credit rating is of sufficient quality and from sources MOODY'S considers to be reliable including, when appropriate, independent third-party sources. However, MOODY'S is not an auditor and cannot in every instance independently verify or validate information received in the credit rating process or in preparing its Publications.

To the extent permitted by law, MOODY'S and its directors, officers, employees, agents, representatives, licensors and suppliers disclaim liability to any person or entity for any indirect, special, consequential, or incidental losses or damages whatsoever arising from or in connection with the information contained herein or the use of or inability to use any such information, even if MOODY'S or any of its directors, officers, employees, agents, representatives, licensors or suppliers is advised in advance of the possibility of such losses or damages, including but not limited to: (a) any loss of present or prospective profits or (b) any loss or damage arising where the relevant financial instrument is not the subject of a particular credit rating assigned by MOODY'S.

To the extent permitted by law, MOODY'S and its directors, officers, employees, agents, representatives, licensors and suppliers disclaim liability for any direct or compensatory losses or damages caused to any person or entity, including but not limited to by any negligence (but excluding fraud, willful misconduct or any other type of liability that, for the avoidance of doubt, by law cannot be excluded) on the part of, or any contingency within or beyond the control of, MOODY'S or any of its directors, officers, employees, agents, representatives, licensors or suppliers, arising from or in connection with the information contained herein or the use of or inability to use any such information.

NO WARRANTY, EXPRESS OR IMPLIED, AS TO THE ACCURACY, TIMELINESS, COMPLETENESS, MERCHANTABILITY OR FITNESS FOR ANY PARTICULAR PURPOSE OF ANY CREDIT RATING, ASSESSMENT, OTHER OPINION OR INFORMATION IS GIVEN OR MADE BY MOODY'S IN ANY FORM OR MANNER WHATSOEVER.

Moody's Investors Service, Inc., a wholly-owned credit rating agency subsidiary of Moody's Corporation ("MCO"), hereby discloses that most issuers of debt securities (including corporate and municipal bonds, debentures, notes and commercial paper) and preferred stock rated by Moody's Investors Service, Inc. have, prior to assignment of any credit rating, agreed to pay to Moody's Investors Service, Inc. for credit ratings opinions and services rendered by it fees ranging from \$1,000 to approximately \$5,000,000. MCO and Moody's Investors Service also maintain policies and procedures to address the independence of Moody's Investors Service credit ratings and credit rating processes. Information regarding certain affiliations that may exist between directors of MCO and rated entities, and between entities who hold credit ratings from Moody's Investors Service, Inc. and have also publicly reported to the SEC an ownership interest in MCO of more than 5%, is posted annually at [www.moody.com](http://www.moody.com) under the heading "Investor Relations — Corporate Governance — Charter Documents - Director and Shareholder Affiliation Policy."

Additional terms for Australia only: Any publication into Australia of this document is pursuant to the Australian Financial Services License of MOODY'S affiliate, Moody's Investors Service Pty Limited ABN 61 003 399 657 AFSL 336969 and/or Moody's Analytics Australia Pty Ltd ABN 94 105 136 972 AFSL 383569 (as applicable). This document is intended to be provided only to "wholesale clients" within the meaning of section 761G of the Corporations Act 2001. By continuing to access this document from within Australia, you represent to MOODY'S that you are, or are accessing the document as a representative of, a "wholesale client" and that neither you nor the entity you represent will directly or indirectly disseminate this document or its contents to "retail clients" within the meaning of section 761G of the Corporations Act 2001. MOODY'S credit rating is an opinion as to the creditworthiness of a debt obligation of the issuer, not on the equity securities of the issuer or any form of security that is available to retail investors.

Additional terms for Japan only: Moody's Japan K.K. ("MJKK") is a wholly-owned credit rating agency subsidiary of Moody's Group Japan G.K., which is wholly-owned by Moody's Overseas Holdings Inc., a wholly-owned subsidiary of MCO. Moody's SF Japan K.K. ("MSFJ") is a wholly-owned credit rating agency subsidiary of MJKK. MSFJ is not a Nationally Recognized Statistical Rating Organization ("NRSRO"). Therefore, credit ratings assigned by MSFJ are Non-NRSRO Credit Ratings. Non-NRSRO Credit Ratings are assigned by an entity that is not a NRSRO and, consequently, the rated obligation will not qualify for certain types of treatment under U.S. laws. MJKK and MSFJ are credit rating agencies registered with the Japan Financial Services Agency and their registration numbers are FSA Commissioner (Ratings) No. 2 and 3 respectively.

MJKK or MSFJ (as applicable) hereby disclose that most issuers of debt securities (including corporate and municipal bonds, debentures, notes and commercial paper) and preferred stock rated by MJKK or MSFJ (as applicable) have, prior to assignment of any credit rating, agreed to pay to MJKK or MSFJ (as applicable) for credit ratings opinions and services rendered by it fees ranging from JPY100,000 to approximately JPY550,000,000.

MJKK and MSFJ also maintain policies and procedures to address Japanese regulatory requirements.

REPORT NUMBER 1364458